

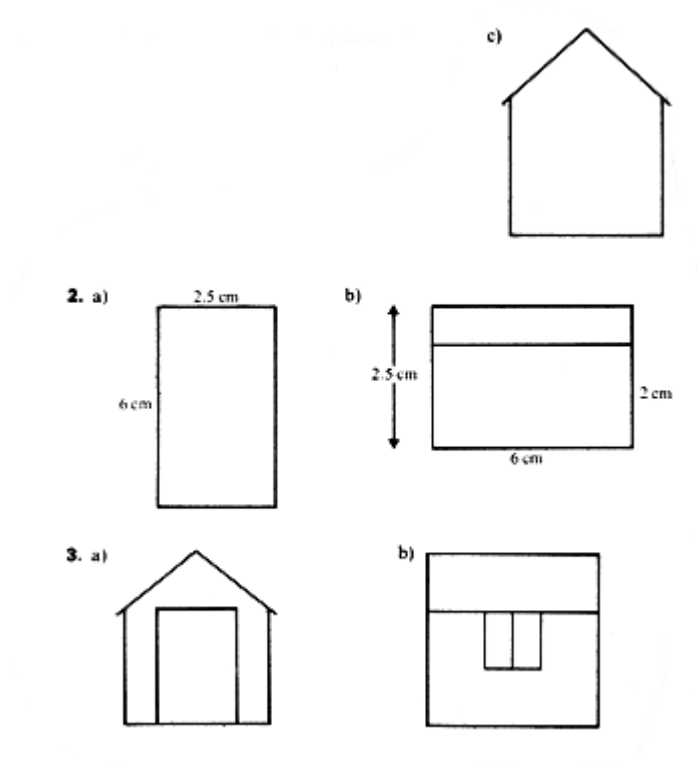
CHAPTER 25 Plans and Elevations

This work is useful in making the pupils think about the shape of an object, how it is constructed and how it looks when viewed from different directions. Three dimensional models are needed. Some may be going on to further study of Design and Technology but even those who are not will benefit.

You may decide that sketching and drawing on squared paper is all that is required and leave the accurate drawing with instruments to the graphics classes.

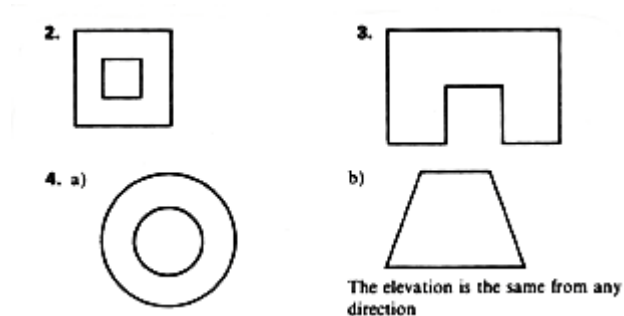
Exercise 25a (p. 424)

1. a) None b) West elevation



Exercise 25b (p. 428)

1. a) C b) E c) G


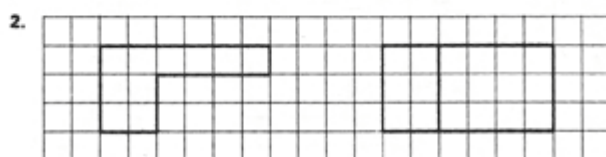



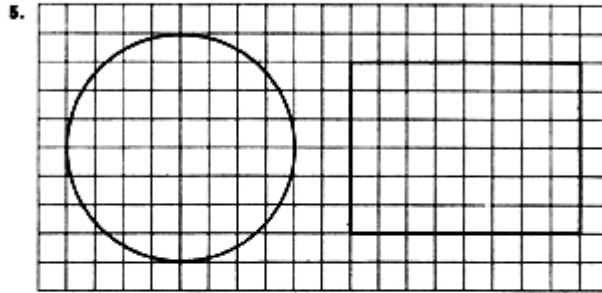
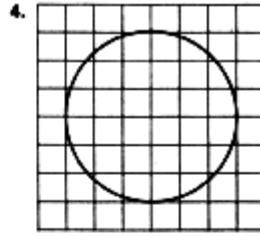

5. It would be a good idea to have a large scale model of this solid.

- a) B b) E

Exercise 25c (p. 431)

The diagrams in this exercise and the next are drawn half-size.





EXERCISE 25d 1.
(p. 434)

