

Review

Circle the hidden words.



v b s h o p t u i n c h a t f j o g s h i p

b a n g h i j e r q u t h i n t e n t i k l i


f f i s h h g y c l o t h a t y i m u c h t

Spell these words.


sat




sh [] [] [] []



ch [] [] [] [] [] []



th [] [] [] []




p [] [] [] - [] [] []

Red 9: To review consonant digraphs.

a: Look at the letter strings. Identify and circle the hidden words.

b: Spell the words in the frames. Remember that two-letter graphemes will use only one space (for example, 'sh', 'ch').





ai

Practise writing the letters.



ai ai ai ai ai

sail

Draw pictures for the **ai** words in the boxes.



sat

Write new **ai** words in the empty boxes. Draw pictures for them.

paint

afraid

stain

snail

Red 10: To hear and say the /ai/ phoneme; to recognise and write the letters 'ai'.

a: Use the letter formation vocabulary to practise writing and joining the letters. Spell the high frequency word 'said'.

b: Read the words in the boxes and draw pictures for them. Write new 'ai' words in the empty boxes and draw pictures for them.

