



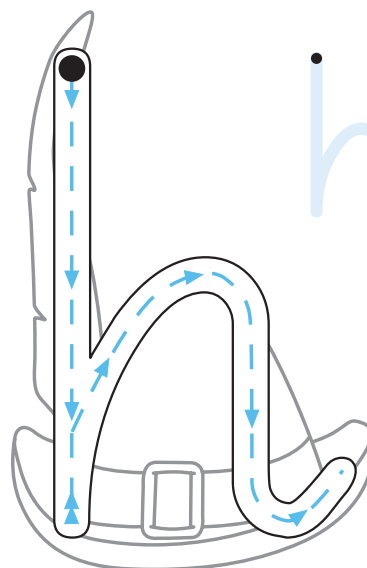
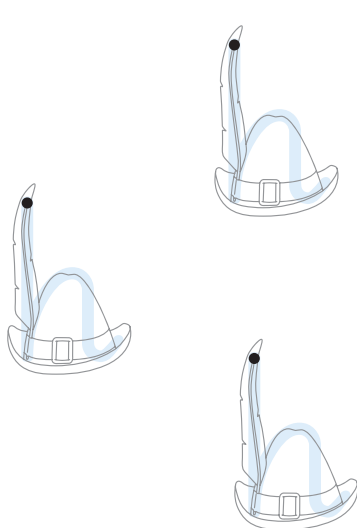


Say and colour the **h** words.




Practise writing the letter **h**.



**Unit 1: To hear and say the /h/ phoneme; to recognise and write the letter 'h'.**

Focus A: Look at each picture and say the word. Colour or put a circle around the pictures of the words that start with the /h/ phoneme.

Focus B: Trace over the morph letter and the tinted letters.



Finish the words by adding h.



sat



\_ive



\_and



\_orse



\_arp

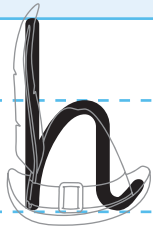


\_ouse

Trace and copy the letters and words.

sat

a



h

h

h

h

h

had

had

Unit 1: To hear and say the /h/ phoneme; to recognise and write the letter 'h'.

Extra: Use the pictures to say the words. Hear, identify and write the missing letter in each word.

Extension: Practise writing 'h' using the guidelines, reinforcing the letter formation vocabulary, then write the high frequency word 'had'.

