



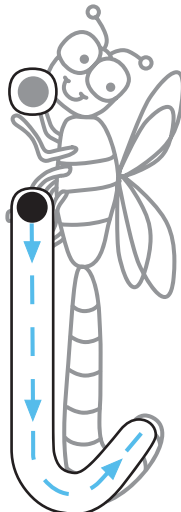


Say and colour the i words.



Practise writing the letter i.




Unit 6: To hear and say the /i/ phoneme; to recognise and write the letter 'i'.

Focus A: Look at each picture and say the word. Colour or put a circle around the pictures of the words that start with the /i/ phoneme.

Focus B: Trace over the morph letter and the tinted letters.



Finish the words by adding i.



b \_ b


s \_ t



b \_ n



\_ nsect



\_ nk

Trace and copy the letters and words.



i

i

i

i

i

i

i

it

it

it

it

it

Unit 6: To hear and say the /i/ phoneme; to recognise and write the letter 'i'.

Extra: Use the pictures to say the words. Hear, identify and write the missing letter in each word.

Extension: Practise writing 'i' using the guidelines, then write the high frequency word 'it'.

